


CIPE Training Module #3: Digital Security




CIPE Training Module #3: Digital Security




CIPE Training Module #3: Digital Security



1: Messaging



2: Email




3: Cloud Storage

CIPE Training Module #3: Digital Security




1: Messaging

<https://whispersystems.org/>



2: Email

<https://virtru.com/>



3: Cloud Storage

<https://spideroak.com/>



CIPE Training Module #3: Digital Security

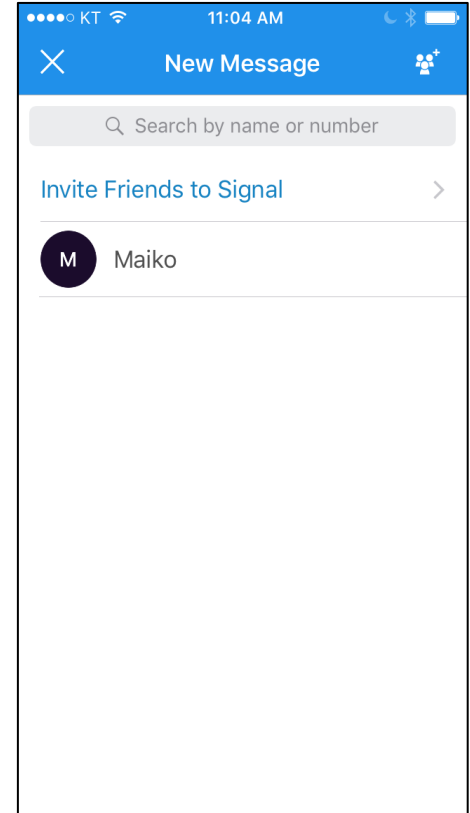
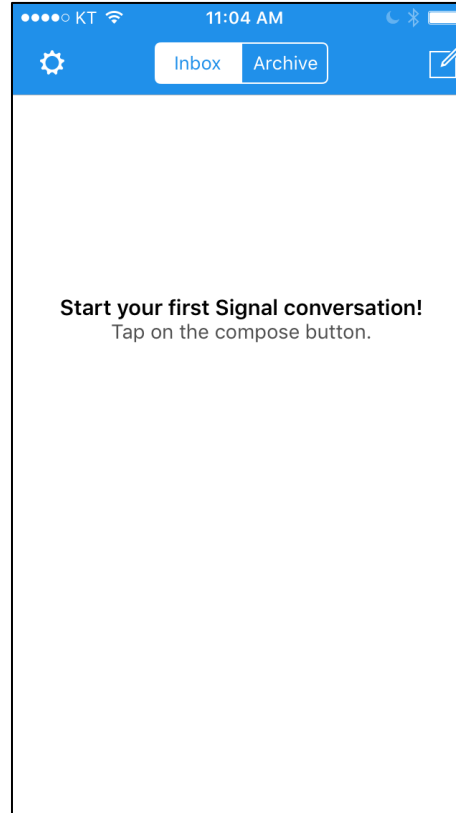
1	Policy	Ensure everyone in the organization has read and understood the digital security policy
2	Policy	Have your IT department ensure that all connected devices are audited: laptops, tablets, mobile
3	Passwords & encryption	Create strong passwords and change them often
4	Passwords & encryption	Do not reuse passwords from service to service. If they hack one, they hack them all.
5	Storage	Review the saved files on your devices. Delete the redundant or obsolete ones.
6	Communication	Encrypt whenever possible, use secret chats, expiration timers, and passwords on sensitive messaging
7	Communication	If you don't recognize the sender, don't open the link.
8	Technology	Keep all applications up to date as they often direct responses to security threats

CIPE Training Module #3: Digital Security



1: Messaging

<https://whispersystems.org/>

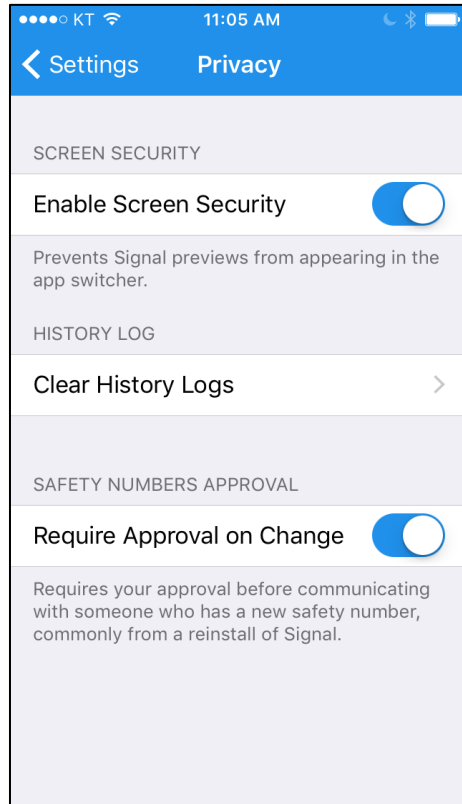
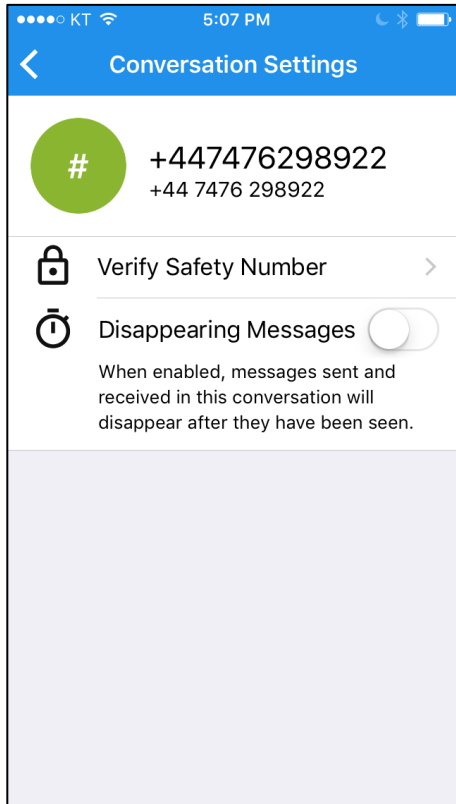


Self-destruct messaging



1: Messaging

<https://whispersystems.org/>



CIPE Training Module #3: Digital Security




1: Messaging

<https://whispersystems.org/>

1. How useful could Signal be for your organization?
2. How secure is your messaging now?

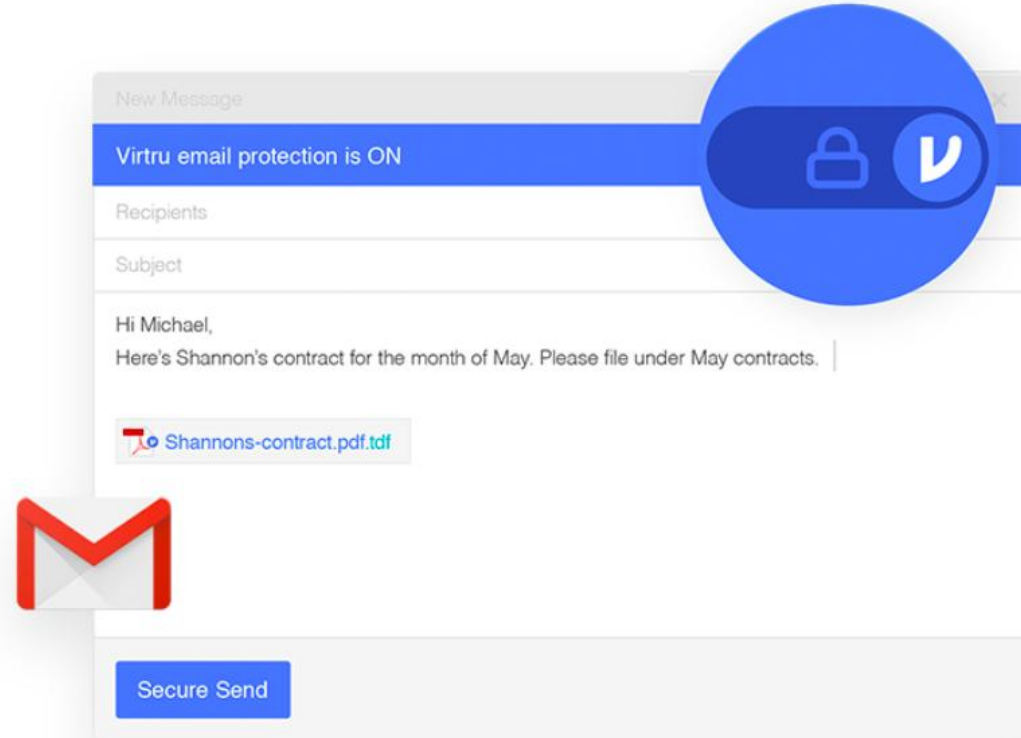


CIPE Training Module #3: Digital Security




2: Email

<https://virtru.com/>

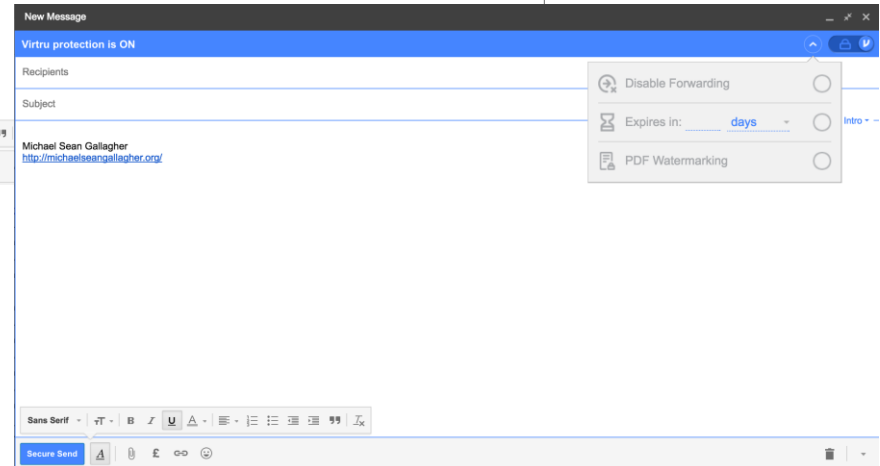
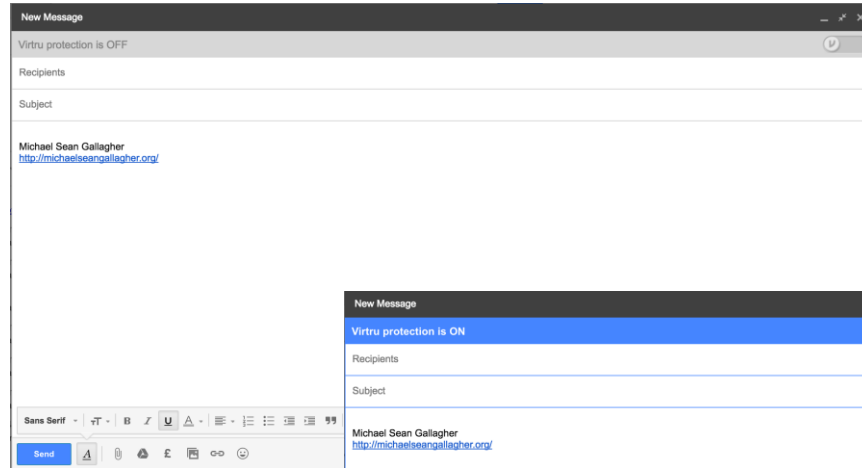


CIPE Training Module #3: Digital Security




2: Email

<https://virtru.com/>



CIPE Training Module #3: Digital Security



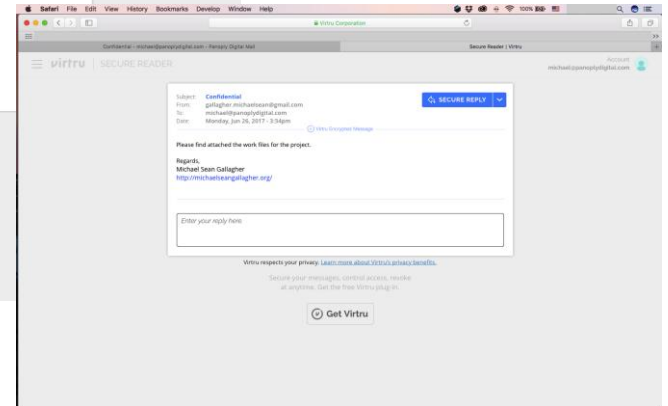
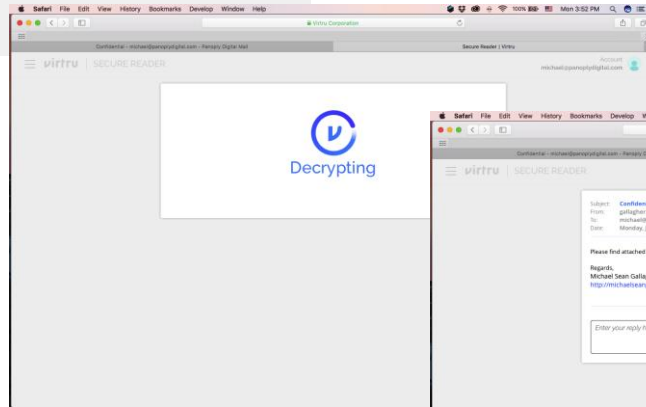
2: Email

<https://virtru.com/>

How should we verify
your identity?


LOGIN WITH Google

SEND ME AN EMAIL





CIPE Training Module #3: Digital Security



3: Cloud Storage

<https://spideroak.com/>

The screenshot displays the SpiderOakONE web interface. At the top, there is a navigation bar with 'HOME', 'BACKUP', 'MANAGE', 'SYNC', and 'SHARE' buttons. Below this is a sub-navigation bar with 'Overview', 'Activity', 'Actions', 'Completed', and 'Details' tabs. The main content area is divided into two sections: 'Devices' and 'Status'. The 'Devices' section lists two devices: 'MacBook 2016' (29,380 GB) and 'Laptop' (10,211 GB). The 'Status' section shows the following information:

Activity	Remaining	Frequency
Backup	0 item(s) (0 bytes)	Automatic
Sync	1	On Backup Schedule
Share	0	On Backup Schedule

At the bottom of the interface, there is a 'STORAGE SPACE' section showing 'Account Size: 100 GB' and '60.409 GB free'. A 'Buy More Space' button is visible. On the right, there is a 'Connected' status indicator and a 'Scan Now' button.



CIPE Training Module #3: Digital Security



3: Cloud Storage

<https://spideroak.com/>


The screenshot displays the SpiderOakONE web interface. At the top, there is a navigation bar with tabs for HOME, BACKUP, MANAGE, SYNC, and SHARE. Below this is a sub-navigation bar with tabs for Overview, Activity, Actions, Completed, and Details. The main content area is divided into two sections: Devices and Status. The Devices section lists two devices: MacBook 2016 (29,380 GB) and Laptop (10,211 GB). The Status section shows the following information:

Activity	Remaining	Frequency
Backup	Upload complete as of Tue Dec 6 14:17:46 2016 0 item(s) (0 bytes)	Automatic
Sync	Syncs Complete # of Syncs: 1	On Backup Schedule
Share	No Shares Setup # of Shares: 0	On Backup Schedule

At the bottom of the interface, there is a storage space section showing 'Account Size: 100 GB' and '60.409 GB free'. There is also a 'Buy More Space' button, a 'Connected' status indicator, and a 'Scan Now' button.



CIPE Training Module #3: Digital Security



3: Cloud Storage

<https://spideroak.com/>

The screenshot shows the SpiderOak web interface. At the top, there is a navigation bar with icons for 'ME', 'HOME', 'BACKUP', 'MANAGE', 'SYNC', and 'SHARE'. Below this is a toolbar with 'New', 'Edit', 'Save', and 'Delete' buttons. The main content area is titled 'Share Characteristics' and contains a form for configuring a ShareRoom. The form is titled 'Step 1 of 4: Name and Location' and includes the following fields:

- reID:** hael-PanoplyDigital
- mKey:** (empty field)
- site:** (empty field)

Below the form, there is a legend for the status of the ShareRoom:

- Active (green dot)
- Pending (grey dot)
- Inactive (black dot)

The main configuration area includes:

- Step 1 of 4: Name and Location**
- Create a name for this ShareRoom:** CIPE Partner Network
- Visitors can connect to your Share Room over the web. Create a folder name for this ShareRoom.** (empty field)
- Optional Password:** (empty field with a dropdown menu)



CIPE Training Module #3: Digital Security



3: Cloud Storage

<https://spideroak.com/>

The screenshot displays the SpiderOakONE web interface. At the top, there is a navigation bar with tabs for HOME, BACKUP, MANAGE, SYNC, and SHARE. Below this is a sub-navigation bar with tabs for Overview, Activity, Actions, Completed, and Details. The main content area is divided into two sections: Devices and Status.

Devices ?

- MacBook 2016: 29,380 GB
- Laptop: 10,211 GB

Status

Activity	Remaining	Frequency
Backup	Upload complete as of Tue Dec 6 14:17:46 2016 0 item(s) (0 bytes)	Automatic
Sync	Syncs Complete # of Syncs: 1	On Backup Schedule
Share	No Shares Setup # of Shares: 0	On Backup Schedule

Buttons: Pause Uploads, Clear Upload Queue

STORAGE SPACE Remove Data **Account Size: 100 GB**

39,591 GB used **Buy More Space** 60,409 GB free **Connected** **Scan Now**

CIPE Training Module #3: Digital Security



3: Cloud Storage

<https://spideroak.com/>



SEMAPHOR

ENCRYPTED GROUP CHAT AND FILE SHARING FOR TEAMS

DISCOVER SEMAPHOR >

- Encrypted chat and file-sharing
- Only \$9 a month
- Review the [Source Code](#)
- Read the [Encryption White Paper](#)
- [Semaphore for Enterprise](#)



SPIDEROAK ONE

RELIABLE, ENCRYPTED BACKUP FOR EVERYTHING AT HOME AND WORK

LEARN MORE >

- Industry-leading private backup
- Learn about [backup for Groups](#)
- [Contact us](#) for Enterprise Pricing
- Hosted and On-Premise
- [Our core principles](#)



ENCRYPTR

CAREFREE, SIMPLE, ENCRYPTED PASSWORD MANAGER

DOWNLOAD FOR FREE >

- Keep track of all of your passwords
- Strong password generator
- Quick search
- Sync across all of your devices
- Manage your personal information

CIPE Training Module #3: Digital Security



1. Messaging, email, and storage need to be used in tandem for optimal digital security.
2. Digital security begins with people.
3. Security needs to be aligned with organizational culture.



CIPE Training Module #3: Digital Security





CIPE Training Module #3: Digital Security

Your organization's digital security policy is located on your shared drive in the office.

- True
- False



CIPE Training Module #3: Digital Security

Your organization's digital security policy is located on your shared drive in the office.

- True
- False



CIPE Training Module #2: Polling & Surveying

Rank the following in order of greatest impact on digital security (1) to lowest impact (4) on digital security. All of these are important, but which are most important?

Greatest impact

Least impact

(1)(2).....(3).....(4)

Sharing sensitive information with encrypted services and passwords

Auditing all the hardware at your organization

Reviewing and deleting unnecessary files from the shared drive

Changing your passwords at intervals every quarter or every month



CIPE Training Module #2: Polling & Surveying

Rank the following in order of greatest impact on digital security (1) to lowest impact (4) on digital security. All of these are important, but which are most important?

Greatest impact
(1)(2).....(3).....(4)
Least impact

1. Changing your passwords at intervals every quarter or every month
2. Auditing all the hardware at your organization
3. Reviewing and deleting unnecessary files from the shared drive
4. Sharing sensitive information with encrypted services and passwords