



The Center for International Private Enterprise announces the

2007 Essay Competition Results

Theme: Engaging Youth in Reform

Young people can be a powerful force for change! As future reformers, they have innovative ideas about how to solve the political, economic, and social problems facing their countries. However, they often lack the voice to bring these ideas to policymakers. Simply, youth are often regarded as recipients of reforms, not active participants in the reform process. CIPE's essay competition asked young people aged 18-30 to share their ideas about citizenship, democratic and market-oriented reform, and youth leadership. **In response, CIPE received 445 essays from 72 countries!**

Winning Essays

Citizenship in a Democratic Society

- 1st Place: Mladen Joksic (Serbia)
- 2nd Place: Mito Mitov (Bulgaria)
- 3rd Place: Gulmira Abylkasymovna Churokova (Kyrgyzstan)
- Honorable Mention: Pie-Pacifique Kabalira-Uwase (Rwanda)
- Honorable Mention: Majed Bamyia (Palestine)

Educational Reform and Employment Opportunities

- 1st Place: Tirthajyoti Sarkar (India)
- 2nd Place: Caroline McDermott (USA)
- 3rd Place: Roselyn Sekai Kapungu (Zimbabwe)
- 3rd Place: Manilka Leanage (Sri Lanka)
- Honorable Mention: Kinley Rinchen (Bhutan)
- Honorable Mention: Jason Gavina (Philippines)

Entrepreneurship and Leadership

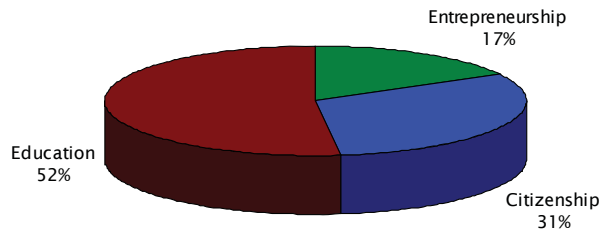
- 1st Place: David Musiime (Uganda)
- 2nd Place: Chinwe Miriam Onwubiko (Nigeria)
- 3rd Place: Competition Participant (Rwanda)
- Honorable Mention: Obasogie Osamwonyi (Nigeria)
- Honorable Mention: Thandazile S. Mpofu (Zimbabwe)



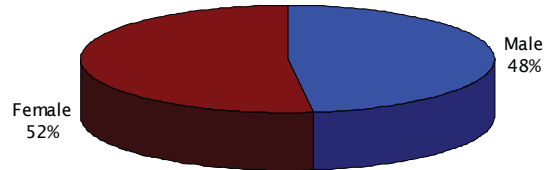
Center for International Private Enterprise • an affiliate of the U.S. Chamber of Commerce
1155 Fifteenth Street NW • Suite 700 • Washington, DC 20005 • USA
ph: (202) 721-9200 • fax: (202) 721-9250 • web: www.cipe.org • e-mail: cipe@cipe.org

Essay Competition Statistics

Category Breakdown



Gender Ratio



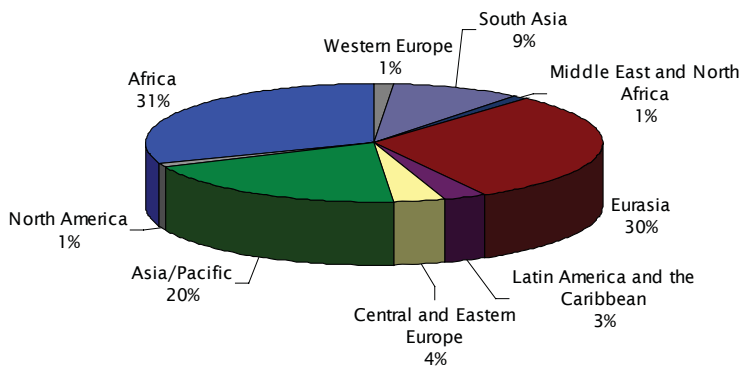
Main Occupations

- Student
- Teacher
- NGO Professional
- Journalist

Top 10 Countries

- | | |
|-------------------|--------------------|
| • Indonesia – 12% | • Nigeria – 11% |
| • Russia – 9% | • Kenya – 6% |
| • Armenia – 5% | • Philippines – 5% |
| • Ukraine – 5% | • Pakistan – 4% |
| • India – 3% | • Kyrgyzstan – 3% |

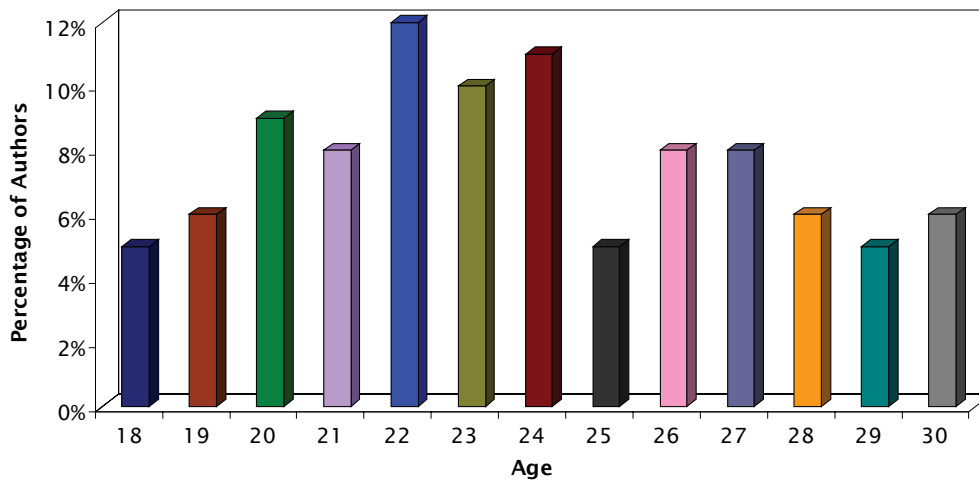
Regional Breakdown*



Other Countries of Interest

- | | |
|---------------|----------------|
| • Afghanistan | • Rwanda |
| • Bhutan | • Singapore |
| • Belarus | • Timor Leste |
| • D.R. Congo | • Turkmenistan |
| • Eritrea | • Uzbekistan |
| • Egypt | • Venezuela |
| • Liberia | • Vietnam |
| • Mauritius | • Yemen |
| • Palestine | • Zimbabwe |

Ages of Participants



*South Asia: Afghanistan, Bangladesh, Bhutan, India, Nepal, Pakistan, and Sri Lanka; Eurasia: former Soviet Union; North America excludes Latin American and Caribbean countries.